



MYOPIA

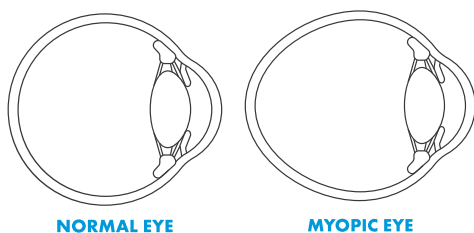
IT'S TIME TO ACT!

markennövy

DID YOU KNOW THAT MYOPIC EYES ARE LONGER?

At birth, the human eye usually measures around 17mm from front to back, a measurement referred to as axial length. During our first year of life, eye growth is most accelerated, reaching an axial length of 21mm¹. The growth of a non-myopic eye then typically slows down until adolescence when the axial length stabilises at around 23 to 24mm.

The axial length of a myopic eye on the other hand continues growing disproportionately, becoming elongated. This causes blurred distance vision as light comes to focus in front of the retina.



WHY IS EARLY INTERVENTION SO IMPORTANT?

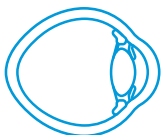
The elongation of a myopic eye not only compromises our vision, but also the integrity of our eye's structures. This can increase the likelihood of blinding ocular complications, irrespective of the level of myopia.^{2,5}

LEVEL OF MYOPIA	CATARACTS	GLAUCOMA	RETINAL DETACHMENT	MYOPIC MACULAR DEGENERATION
-1.00 TO -3.00 D	2X	4X	3X	2X
-3.00 TO -6.00 D	3X	4X	9X	10X
OVER -6.00 D	5X	14X	22X	41X

Figure 1: Ocular complications risks according the level of myopia.

WHAT ARE THE RISK FACTORS⁶ FOR MYOPIA?

There are a handful of elemental factors that put us at risk for myopia.



REFRACTIVE ERROR

+0.75 or less at age 6-7 years indicates higher risk in the future



AGE

Children under age 9 have a faster progression



PARENTAL MYOPIA

One or both parents are myopic



ETHNICITY/GEOGRAPHY

Individuals of East Asian descent are at higher risk


LIFESTYLE FACTORS ARE ALSO FUELLING THE MYOPIA BOOM⁶

Two important lifestyle trends are currently accelerating myopia progression.



MORE NEAR WORK

More than 2.5 hours per day



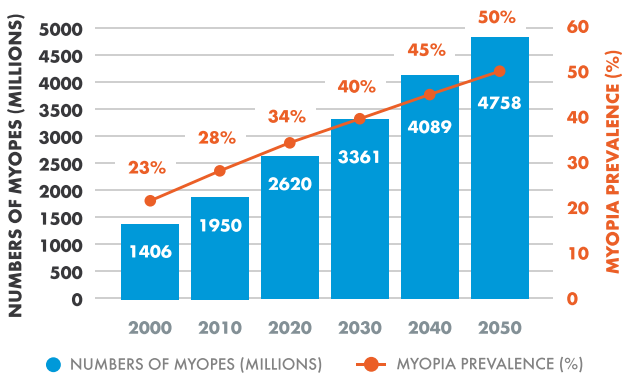
LESS OUTDOOR TIME

Less than 1.5 hours per day

ONE OUT OF TWO PEOPLE WILL BE MYOPIC BY 2050⁷

On a global scale, myopia currently affects around 33% of the population. Although this is already a concerning rate, future myopia prevalence is even more alarming, with 50% of the global population projected to be myopic by 2050.

Myopia prevalence in Europe is expected to follow the global trend, reclassifying myopia from refractive error to pandemic.



WHAT IS THE BEST AGE TO BEGIN MANAGING MYOPIA?

It is never too early or too late to begin myopia management. Generally, it is recommended to start when progression exceeds the average of -0.50 dioptres⁸ or around 0.2mm in axial length per year⁹.

If the level of myopia is low, or a progression trend has yet to establish itself, starting with regular check-ups to monitor myopia may be most advisable.

Again, if myopia is progressing, there is always time to act. Ask your optician!

MYLO: A NEW MYOPIA MANAGEMENT SOFT CONTACT LENS

POWERED BY THE TECHNOLOGY OF
THE BRIEN HOLDEN VISION INSTITUTE



MYLO contact lenses are powered by the Brien Holden Vision Institute's patented Extended Depth of Focus technology, which has been proven effective in reducing myopia progression and, therefore, the inherent risks associated with higher levels of myopia.

Individually crafted from our innovative silicone hydrogel material, MYLO provides an excellent balance of comfort and oxygen transmission to the eye. Its wide range of parameters supports a more precise contact lens fit, allowing MYLO to be carefully calibrated to your eye at any age or stage of myopia management.

Ask your Eye Care Professional how MYLO could be a perfect fit for managing myopia.



SCAN TO SEE HOW
SOFT CONTACT LENSES
CAN REDUCE
MYOPIA PROGRESSION¹⁰

markennovy

SIMPLE LIFESTYLE CHANGES CAN HELP KEEP MYOPIA LOW!

The following practices can impede the onset of myopia:

1

Spending at least 90 minutes per day outdoors.

2

Taking regular breaks from near work.

3

Limiting near tasks after school to 2 hours per day.

4

Increasing exposure to natural lighting.



ABOUT MARK'ENNOVY

mark'ennovy is dedicated to providing a more precise contact lens fit to a greater number of wearers. Today it is estimated that **ONE OUT OF EVERY FOUR** contact lens wearers receives a less than adequate contact lens fit, a figure that is based on corneal diameter alone^{11,12}. At mark'ennovy, we believe that every wearer **DESERVES** a contact lens that is not only crafted to their corneal diameter, but each of the other measurements and details that make their eyes unique. Every day, we proudly team up with eye care professionals such as yours to challenge the standard, one-size-fits-all approach to fitting contact lenses in favour of one that better meets your individual needs for the best possible wearing experience!

ABOUT THE BRIEN HOLDEN VISION INSTITUTE

The Brien Holden Vision Institute is a non-profit translational research, education and public health organisation. For over 30 years, the Institute has been developing superior solutions for the correction of refractive errors, with a focus on myopia.

A social enterprise, the Brien Holden Vision Institute invests its revenues into delivering accessible eye care and education programs around the world, working to eliminate vision impairment and avoidable blindness.



Brien Holden[®]
VISION INSTITUTE

GETTING STARTED WITH MYLO

Discuss myopia management soft contact lenses with your optician today.

OPTICIAN CONTACT DETAILS



1. Hussain, RN et al, 2014. Axial length in apparently normal pediatric eyes. *European Journal of Ophthalmology*, 24/1, 120-3.
2. Chen, S.-J. et al. Prevalence and associated risk factors of age-related macular degeneration in an elderly Chinese population in Taiwan: the Shihpai Eye Study. *Invest. Ophthalmol.* April 2008.
3. Li, T., Du, L. & Du, L. Prevalence and Causes of Visual Impairment and Blindness in Shanxi Province, China. *Ophthalmic Epidemiol.* July 2015 .
4. Flitcroft, D. I. The complex interactions of retinal, optical and environmental factors in myopia aetiology. *Prog Retin Eye Res.* November 2012.
5. Qiu et al. Association between Myopia and Glaucoma in the United States Population. *Investigative Ophthalmology & Visual Science.* January 2013.
6. Myopia Profile/Kate Gifford. 2013. Myopia Profile English Version. [ONLINE] Available at: <http://www.myopiaprofile.com/download/english-version/>. [Accessed 12 June 2018].
7. Holden et al. Global Prevalence of Myopia and High Myopia and Temporal Trends from 2000 through 2050. *Ophthalmology.* May 2016.
8. Contact Lens Spectrum/Michaud et al. March 2016. Defining a Strategy for Myopia Control. [ONLINE] Available at: <https://www.clspectrum.com/issues/2016/march-2016/defining-a-strategy-for-myopia-control/>. [Accessed 12 June 2018].
9. Gatinel. 2015. Myopia: Refraction and Axial Length. [ONLINE] Available at: <https://www.gatinel.com/en/recherche-formation/myopie-definition-mecanismes-epidemiologie-facteurs-de-risques/myopie-et-longueur-axiale/>. [Accessed 11 July 2018].
10. Brien Holden Vision Institute Calculator. [ONLINE] Available at: <https://calculator.brienholdenvision.org/>. [Accessed 12 June 2018].
11. Caroline P, André M. "The effect of corneal diameter on soft lens fitting" (part 1). *Contact Lens Spectrum* 2002;17(4)56.
12. Woo SL. "A lens for every eye: Custom Contact Lenses". *Review on Cornea and Contact Lenses* 2015; online access 09/15/2015.